



# MashUp

Insights at a  
Glance

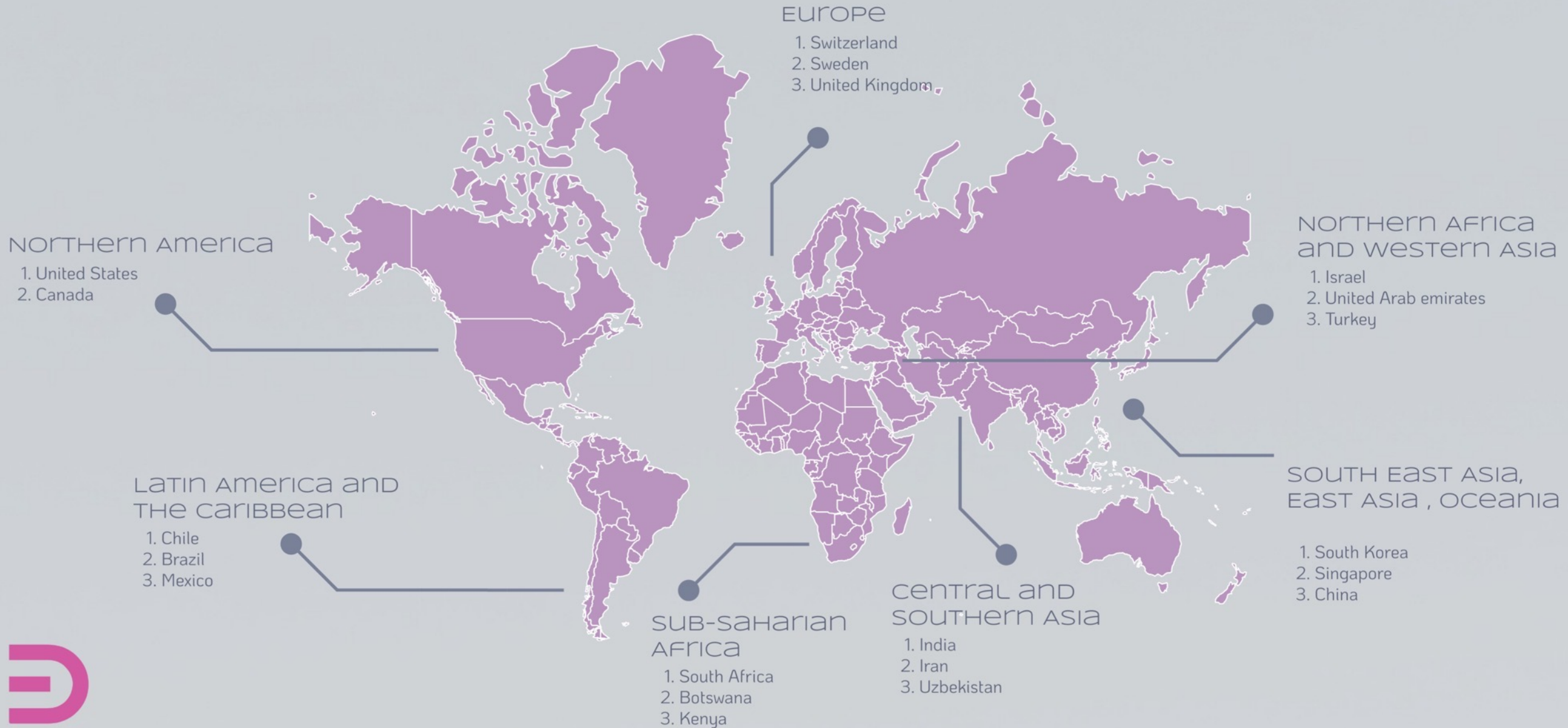
*Global Innovation  
Index*



bepink

*for an authentic experience*

# TOP THREE ECONOMIES BY REGION



# 7 PILLARS OF INNOVATION



INSTITUTIONS



creative OUTPUTS



Human CAPITAL  
and RESEARCH



KNOWLEDGE and  
TECHNOLOGY  
OUTPUTS



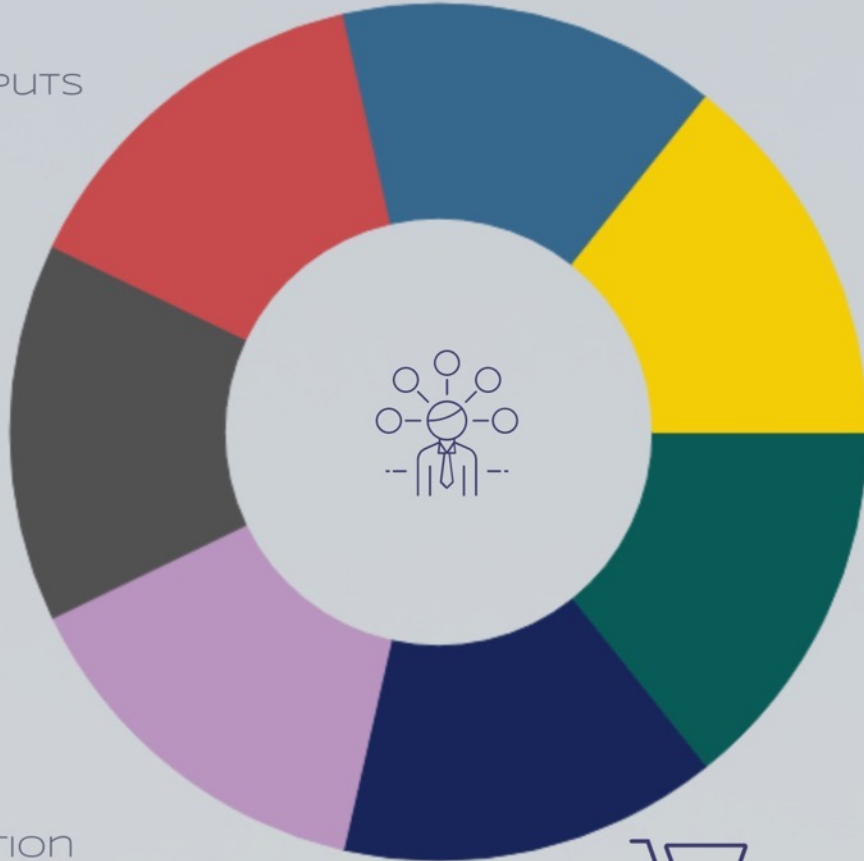
INFRASTRUCTURE



Business  
SOPHISTICATION



Market  
SOPHISTICATION

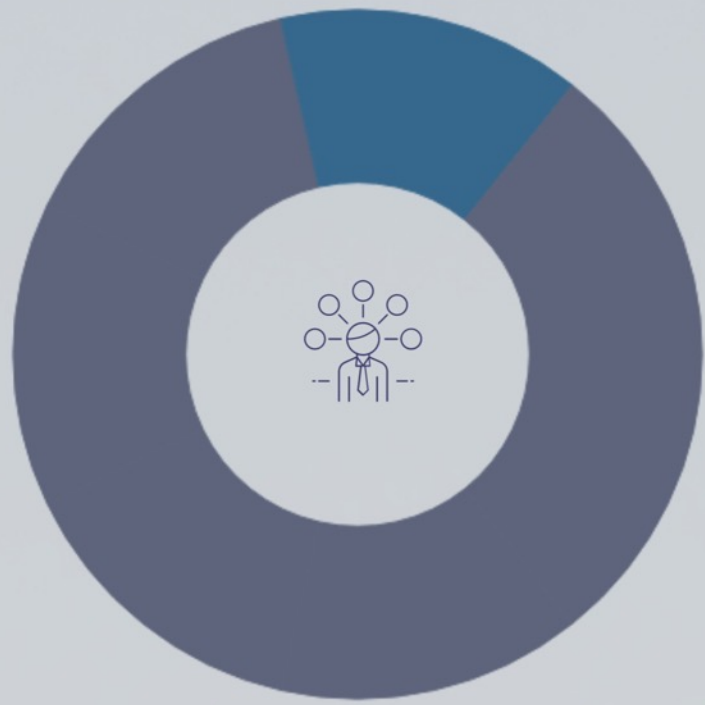




# FOCUS ON INSTITUTIONS



INSTITUTIONS



#1



SINGAPORE

#2



SWITZERLAND

#3



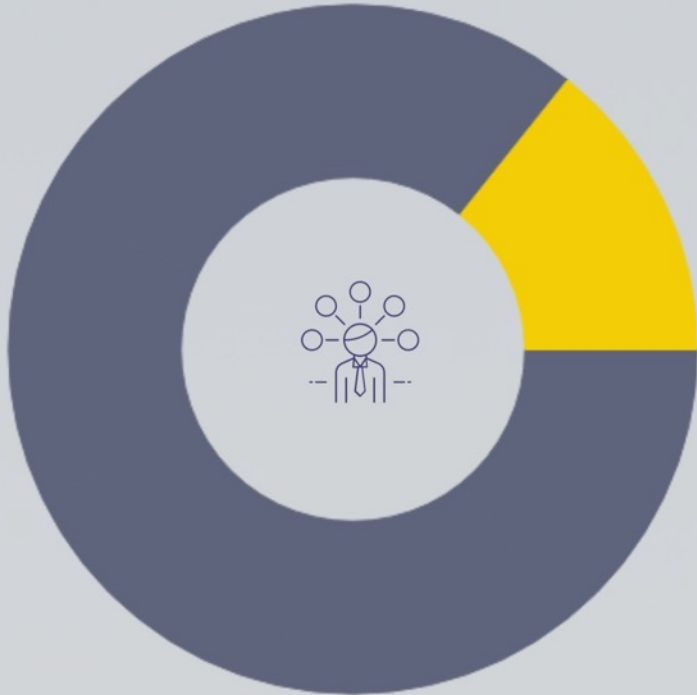
NORWAY

Source: World Intellectual Property Organization (WIPO) (2022).

# FOCUS ON HUMAN CAPITAL AND RESEARCH



Human Capital  
and Research



#1



SOUTH KOREA

#2



GERMANY

#3



SWEDEN

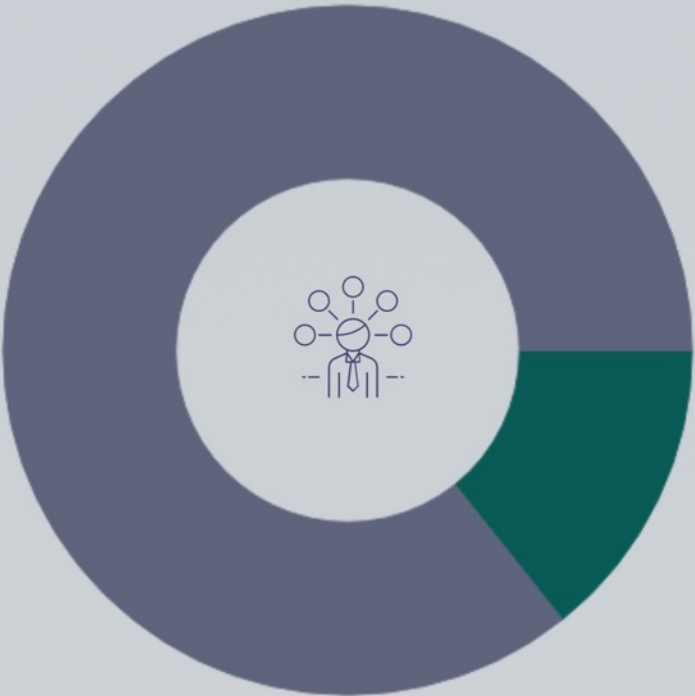




# FOCUS on INFRASTRUCTURE



infrastructure



#1



SINGAPORE

#2



SWITZERLAND

#3



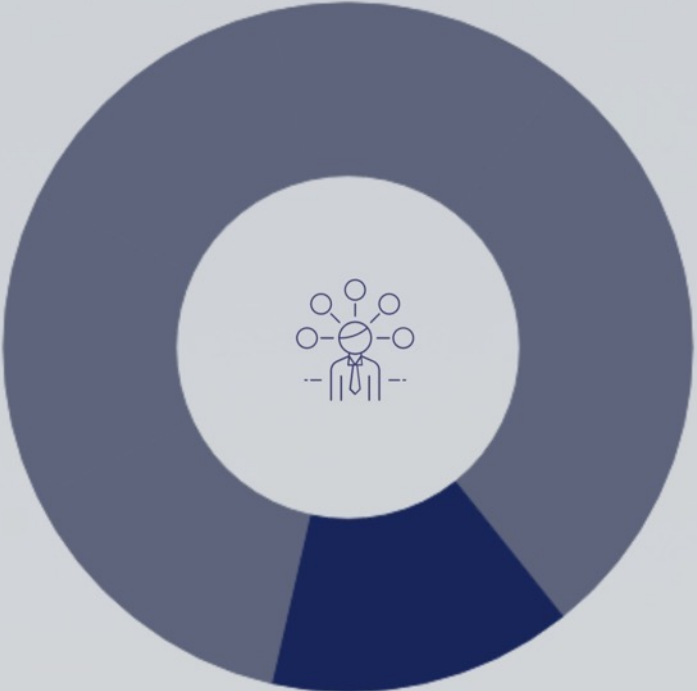
NORWAY

Source: World Intellectual Property Organization (WIPO) (2022).

# FOCUS ON MARKET SOPHISTICATION



Market  
SOPHISTICATION



#1



UNITED STATES

#2



HONG KONG

#3



ESTONIA



Source: World Intellectual Property Organization (WIPO) (2022).

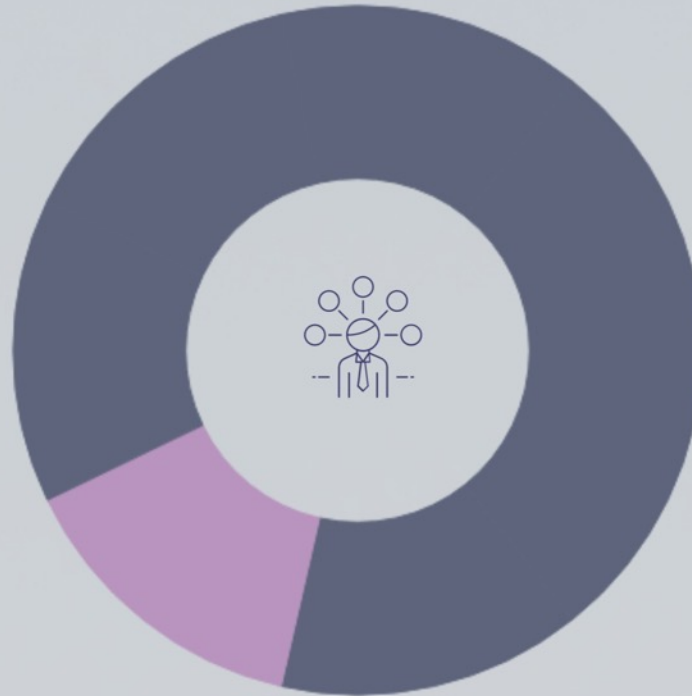




# FOCUS ON BUSINESS SOPHISTICATION



BUSINESS  
SOPHISTICATION



#1



sweden

#2



SINGAPORE

#3



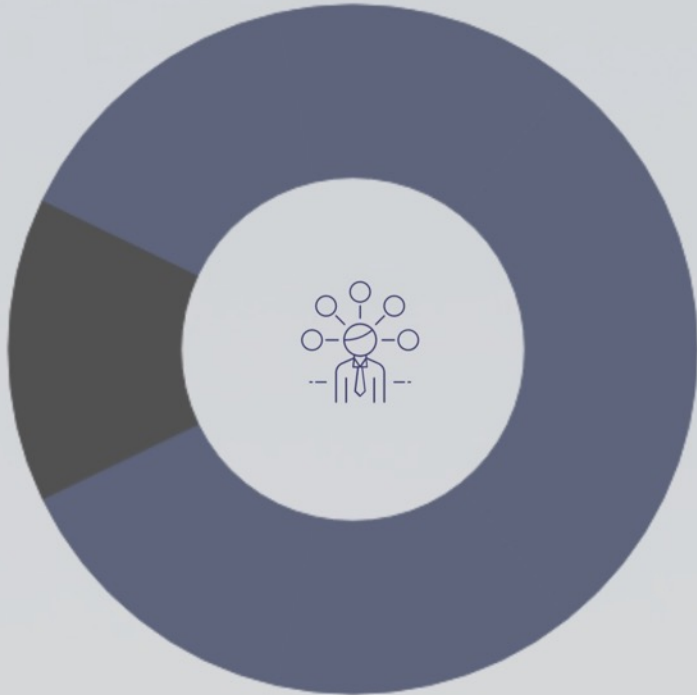
UNITED STATES



# FOCUS ON KNOWLEDGE AND TECHNOLOGY OUTPUTS



knowledge and  
TECHNOLOGY  
OUTPUTS



#1



SWITZERLAND

#2




sweden

#3



UNITED STATES

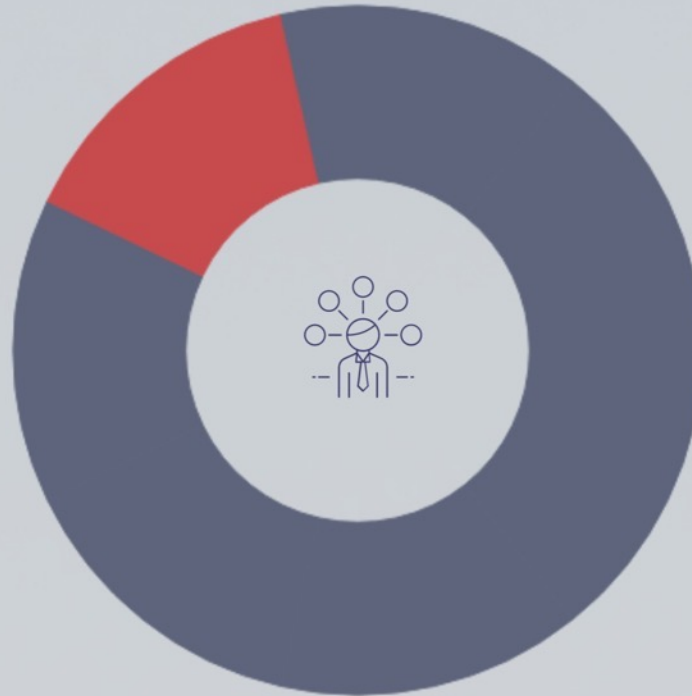




# FOCUS ON CREATIVE OUTPUTS



creative outputs



#1



SWITZERLAND

#2



MALTA


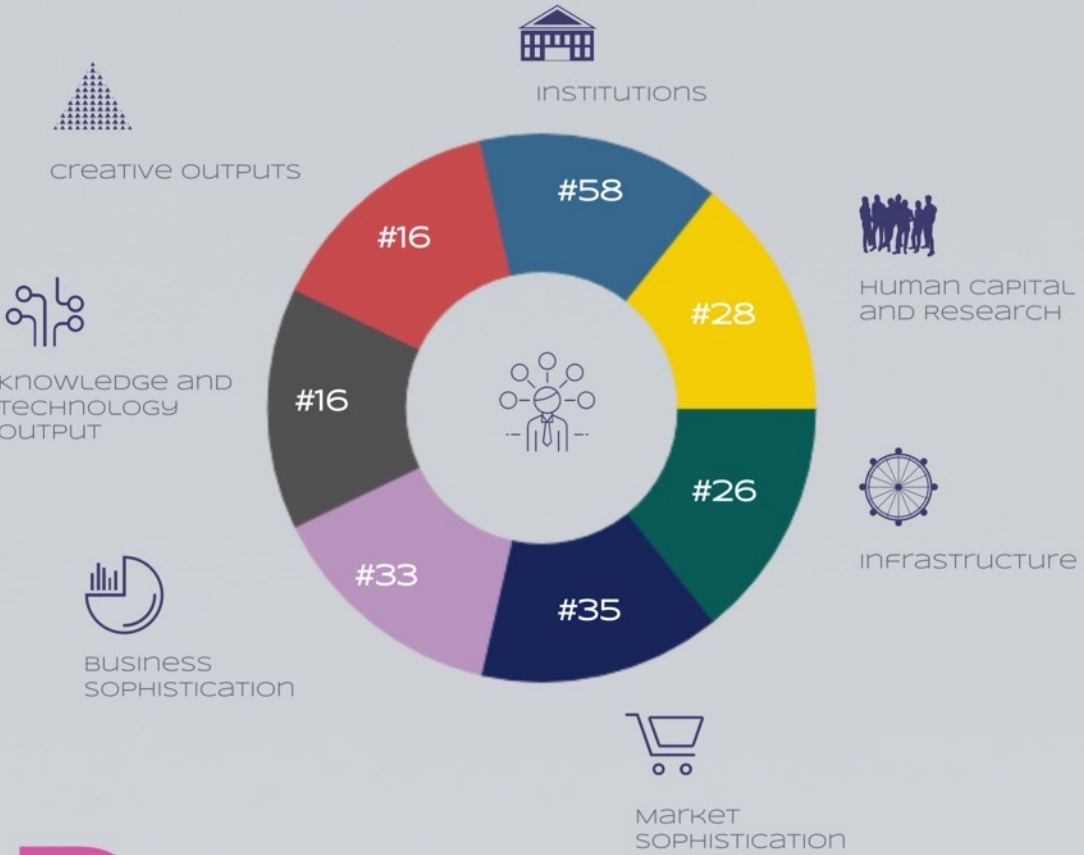
#3



UNITED KINGDOM

	2011	2012	2013	2014	2015	2016	2017	2018	2019	2020	2021	2022
# 1	 Switzerland	 Switzerland	 Switzerland	 Switzerland	 Switzerland	 Switzerland	 Switzerland	 Switzerland	 Switzerland	 Switzerland	 Switzerland	 Switzerland
# 2	 Sweden	 Sweden	 Sweden	 UK	 UK	 Sweden	 Sweden	 Netherlands	 Sweden	 Sweden	 Sweden	 United States
# 3	 Singapore	 Singapore	 UK	 Sweden	 Sweden	 UK	 Netherlands	 Sweden	 United States	 United States	 United States	 Sweden
# 4	 Hong Kong	 Finland	 Netherlands	 Finland	 Netherlands	 United States	 United States	 UK	 Netherlands	 UK	 UK	 UK
# 5	 Finland	 UK	 United States	 Netherlands	 United States	 Finland	 UK	 Singapore	 UK	 Netherlands	 South Korea	 Netherlands
# 6	 Denmark	 Netherlands	 Finland	 United States	 Finland	 Singapore	 Denmark	 United States	 Finland	 Denmark	 Netherlands	 South Korea
# 7	 United States	 Denmark	 Hong Kong	 Singapore	 Singapore	 Ireland	 Singapore	 Finland	 Denmark	 Finland	 Finland	 Singapore
# 8	 Canada	 Hong Kong	 Singapore	 Denmark	 Ireland	 Denmark	 Finland	 Denmark	 Singapore	 Singapore	 Singapore	 Germany
# 9	 Netherlands	 Ireland	 Denmark	 Luxembourg	 Luxembourg	 Netherlands	 Germany	 Germany	 Germany	 Germany	 Denmark	 Finland
# 10	 UK	 United States	 Ireland	 Hong Kong	 Denmark	 Germany	 Ireland	 Ireland	 Israel	 South Korea	 Germany	 Denmark

# FOCUS ON ITALY: GLOBAL INNOVATION INDEX RANKING





## NPRR - MISSION #1 - COMPONENT #2 INNOVATION AND DIGITALISATION OF PRODUCTION SYSTEM

investment

#1 - Transition 4.0

#2 - Innovation and  
Technolo

#3 - Ultra-Fast Networks  
(Broadband and 5G)

#4 - Satellite Technology  
and Space Economy

#5 - Supply Chain Industrial  
Policies and  
Internationalization

Reforms

#1 - Reform of the  
Industrial Property System

Learn from  
the Past



bepink

*for an authentic experience*

Think of  
the Future

---

**BEPINK** BELIEVES IN CONTINUOUS AND CONSTANT *TRAINING* AS A VALUE ASSET FOR THE DEVELOPMENT OF EACH ACTIVITY.

INVESTING IN THE CREATION OF NEW KNOW-HOW REPRESENTS A CONCRETE OPPORTUNITY TO FOSTER A FERTILE CONTEXT, SUITABLE FOR INTERCEPTING MARKET TRENDS EVEN IN AREAS TRANSVERSAL TO THE REFERENCE BUSINESS.