


MashUp

Insights at a
Glance



bepink

for an authentic experience

5

Equality Gender

ACHIEVE GENDER EQUALITY AND EMPOWER ALL WOMEN AND GIRLS

51.9



It' the number of women out of 100,000 inhabitants called the toll-free number 1522, in 2021.

-6.4%



In 2020, the number of Anti-violence centers passed from 281 in 2019 to 263. Women's Shelters passed from 257 to 242 unit (- 5.8%).

83.6%



In 2020, 116 murder of women were committed in Italy, the percentage is refered to women murdered at home (by parents, former partners or other relatives).



bepink

for an authentic experience

5



EQUALITY Gender

ACHIEVE GENDER EQUALITY
AND EMPOWER ALL WOMEN
AND GIRLS

73%



- In 2021, the percentage between the employment rate of women 25-49 years old with pre-school children and the employment rate of those without children.

39.5%



In 2021, the percentage of Italian women's participation at European Parliament.

38.8%



- In 2021, Italy is in second position, after France (45.3%) regarding the share of women in the boards of Italian companies listed in the stock exchange.

5

EQUALITY GENDER




LIST OF STATISTICAL measures released BY ISTAT (18),
TAXONOMY WITH RESPECT TO THE SDGS INDICATORS (7),
CHANGES COMPARED TO 10 YEARS BEFORE AND TO THE
PREVIOUS year and CONVERGENCE BETWEEN REGIONS

Ref. SDG	Indicator	Compared to SDG Index	Value	Variations		Convergence between regions compared to 10 years earlier
				Compared to 10 years before	Compared to the previous years	
5.2.1	Proportion of ever-partnered women and girls aged 15 years and older subjected to physical, sexual or psychological violence by a current or former intimate partner in the previous 12 months, by form of violence and by age					
	Proportion of women aged 16-70 subjected to physical or sexual violence by a partner or previous partner in the previous 12 months (ISTAT, 2014, percentage values).	Identical	2.0		--	--
	Intimate partnership violence rate (ISTAT, 2014, percentage values).	Proxy	4.9		--	
	Proportion of women aged 16-70 subjected to psychological violence by a current partner in the previous 12 months (ISTAT, 2014, percentage values).	Proxy	9.2		--	--
	Women victims of violence reported to the 1522 helpline 1522 (ISTAT, 2021, per 100,000 women).	National context	51.9			
	Murders of women committed by partners, ex-partners or other relatives (per 100 women murdered) (ISTAT, 2020, percentage values).	National context	83.6			--
	Anti-violence centers and women's Shelters: rate per 100,000 women aged 14 and over (ISTAT, 2020, per 100,000).	National context	1.87	--		

5

EQUALITY GENDER

LIST OF STATISTICAL measures released BY ISTAT (18),
TAXONOMY WITH RESPECT TO THE SDGS INDICATORS (7),
CHANGES COMPARED TO 10 YEARS BEFORE AND TO THE
PREVIOUS year AND CONVERGENCE BETWEEN REGIONS









Ref. SDG	Indicator	Compared to SDG Index	Value	Variations		Convergence between regions compared to 10 years earlier
				Compared to 10 years before	Compared to the previous years	
5.2.2	Proportion of women and girls aged 15 years and older subjected to sexual violence by persons other than an intimate partner in the previous 12 months, by age and place of occurrence					
	Proportion of women aged 16-70 subjected to sexual violence by a man other than intimate partner in the previous 12 months (ISTAT, 2014, percentage values).	Identical	1.6		-- (a)	--
	Proportion of women aged 16-70 subjected to physical or sexual violence by a man other than intimate partner in the previous 5 years (ISTAT, 2014, percentage values).	Proxy	7.7		-- (a)	

5



EQUALITY GENDER

LIST OF STATISTICAL measures released BY ISTAT (18),
TAXONOMY WITH RESPECT TO THE SDGS INDICATORS (7),
CHANGES COMPARED TO 10 YEARS BEFORE AND TO THE
PREVIOUS year AND CONVERGENCE BETWEEN REGIONS

Ref. SDG	Indicator	Compared to SDG Index	Value	Variations		Convergence between regions compared to 10 years earlier
				Compared to 10 years before	Compared to the previous years	
5.4.1	Proportion of time spent on unpaid domestic and care work, by sex, age and location					
	Ratio of employment rate for women aged 25-49 with at least one child aged 0-5 to the employment rate of women 25-49 years without children (ISTAT, 2021, percentage values).	National context	73.0			 
	Proportion of time spent on unpaid domestic and care work (ISTAT, 2014, percentage values).	Identical	13.5	--	--	 
	Share of household work time carried out by women in a couple on the total of the household work time (ISTAT, 2020/2021, percentage values).	National context	62.6			--

5

EQUALITY GENDER





LIST OF STATISTICAL measures released BY ISTAT (18),
TAXONOMY WITH RESPECT TO THE SDGS INDICATORS (7),
CHANGES COMPARED TO 10 years BEFORE AND TO THE
PREVIOUS year AND CONVERGENCE BETWEEN REGIONS





Ref. SDG	Indicator	Compared to SDG Index	Value	Variations		Convergence between regions compared to 10 years earlier
				Compared to 10 years before	Compared to the previous years	
5.5.1	Proportion of seats held by women in national parliaments and local governments					
	Women and political representation in Parliament (ISTAT, 2018, percentage values).	Proxy	35.4			 
	Women and political representation at regional level (ISTAT, 2021, percentage values).	Proxy	22.3			 
5.5.2	Proportion of women in managerial positions					
	Women in decision-making bodies (ISTAT, 2022, percentage values).	Proxy	19.1			--
	Women in the boards of companies listed in stock exchange (Consob, 2021, percentage values).	Proxy	41.2			--




5

EQUALITY GENDER

LIST OF STATISTICAL MEASURES RELEASED BY ISTAT (18), TAXONOMY WITH RESPECT TO THE SDGS INDICATORS (7), CHANGES COMPARED TO 10 YEARS BEFORE AND TO THE PREVIOUS YEAR AND CONVERGENCE BETWEEN REGIONS

Ref. SDG	Indicator	Compared to SDG Index	Value	Variations		Convergence between regions compared to 10 years earlier
				Compared to 10 years before	Compared to the previous years	
5.6.1	Proportion of women aged 15-49 years who make their own informed decisions regarding sexual relations, contraceptive use and reproductive health care					
	Voluntary abortion rate of women aged 15-49 years for 1,000 women ISTAT, 2020, per 1,000).	National Context	5.1			
5.b.1	Proportion of individuals who own a mobile telephone, by sex					
	People age 6 and older who use their mobile phone every day, per 100 people with the same characteristics (Istat, 2020, percentage values).	Proxy	84.2			
	People aged 16-74 who use internet one a week during the last three month (included every day) (ISTAT, 2021, percentage values).	National Context	80.2			

-  IMPROVEMENT
-  STABILITY
-  DETERIORATION
-  NOT AVAILABLE - NOT SIGNIFICANT

-  CONVERGENCE
-  STABILITY
-  DIVERGENCE

(a) Variation compared to 2006

(d) Variation compared to 2008

(b) Variation compared to 2013

(e) Variation compared to 2012

(c) Variation compared to 2018

The background of the slide is a photograph of a white brick wall. Two windows with dark frames and light-colored curtains are visible. A small white sign with the number '17' is on the left side of the wall. The entire image is overlaid with a semi-transparent purple filter.

PROGRESS ON THE SUSTAINABLE DEVELOPMENT GOALS
THE GENDER SNAPSHOT 2022



NO POVERTY

GLOBALLY, over **380 MILLION WOMEN AND GIRLS 1 in every 3** are in extreme poverty, living on less than **\$1.90 a day**.

IF current trends continue, in sub-Saharan Africa, **more women and girls** will live in extreme poverty by 2030 than do today.



zero HUNGER

GLOBALLY, nearly **1 in 3 WOMEN** experienced moderate or severe food insecurity in 2021.

RISING FOOD PRICES are likely to exacerbate hunger around the world.



GOOD HEALTH & WELLBEING

unsafe abortion is a leading but preventable cause of maternal mortality and morbidity.

today over **1.2 BILLION WOMEN AND GIRLS** of reproductive age live in countries and areas with some restrictions on access to safe abortion.

102 million live in places where abortion is prohibited altogether.



QUALITY EDUCATION

54% of **GIRLS** who are not in formal education worldwide live in crisis-affected countries.



EQUALITY Gender

AT the current rate of progress, it may take another **286 years** to remove discriminatory laws and close prevailing gaps in legal protections for women and girls.

GLOBALLY, more than **1 in every 10 WOMEN AND GIRLS** aged 15-49 were subjected to sexual and/or physical violence by an intimate partner in the previous year.

IN 2021, **4,475 COMMUNITIES** made public declarations committing to eliminate female genital mutilation.

women hold **over one THIRD** of seats in local decision-making bodies.

SCHOOL and day-care closures in 2020 led to an estimated **512 BILLION** additional hours of unpaid childcare globally for women.

THE glass ceiling remains intact. Close to **1 in every 3 MANAGERS/SUPERVISORS** is a woman. AT the current pace of change, parity will not be achieved for another 140 years.

DESPITE progress, **only 26% OF COUNTRIES** have a comprehensive system to track gender-budget allocations.



CLEAN WATER & SANITATION

THE LACK OF clean water claims the lives of more than **800,000 WOMEN AND GIRLS** every year.

7



AFFORDABLE & CLEAN ENERGY

AFFORDABLE AND CLEAN energy, KEY TO LIFESAVING care and PRODUCTIVITY, remains **OUT OF REACH FOR OF WOMEN AND GIRLS** in ASIA and SUB-SAHARAN AFRICA. RISING energy PRICES are making matters worse.

8



DECENT WORK & ECONOMIC GROWTH

WOMEN'S LABOR FORCE PARTICIPATION IN 2022 IS PROJECTED TO REMAIN BELOW PRE-PANDEMIC LEVELS IN **169 COUNTRIES** AND AREAS.

9



INDUSTRY, INNOVATION & INFRASTRUCTURE

WOMEN HOLD ONLY **2** IN **every 10** science, engineering and information and communication technology jobs globally.

They comprise ONLY **16.5%** of inventors associated with a patent.

10



REDUCE INEQUALITIES

By the end of 2021, some **44 million women and girls** had been forced to flee their homes due to climate change, war, conflict and human rights violations.

11



SUSTAINABLE CITIES & COMMUNITIES

THE MAJORITY OF THE world's women LIVE IN CITIES. **49% OF WOMEN** in urban areas report feeling less safe walking alone at night since COVID-19 began.

12



REDUCE INEQUALITIES

13



CLIMATE ACTION

14



LIFE BELOW WATER

15



LIFE ON LAND

on average, one disaster resulting in **115 DEATHS AND LOSSES OF \$202 MILLION** was recorded daily during 1970-2019.

WOMEN, especially from poor and marginalized communities, are disproportionately affected.

16



PEACE, JUSTICE & STRONG INSTITUTIONS

STRONG INSTITUTIONS THAT SUPPORT JUST AND PEACEFUL SOCIETIES ARE NOT POSSIBLE WITHOUT women.

BUT women globally hold just **42%** of judicial positions and make up a tiny share of police forces - a mere **16%**.

17



PARTNERSHIP FOR THE GOALS

FUNDING FOR gender equality is NOT KEEPING PACE WITH THE increasing severity of GLOBAL CHALLENGES AND BACKLASH AGAINST women's RIGHTS.

JUST **4.6%** OF BILATERAL ALLOCABLE ODA GOES TO PROGRAMMER WHERE gender equality IS THE main OBJECTIVE.



bepink

for an authentic experience

BE PINK DEEPLY BELIEVES IN THE NEED TO COORDINATE ALL ITS ACTIONS WITH A PERSPECTIVE OF HARMONY WITH CORPORATE SOCIAL RESPONSIBILITY AND THE UN OBJECTIVES REPRESENTED BY THE SDGS.